








# Single Stream Recycling Guidelines

## Recycling Chart

## What to Recycle

## Do Not Include ANY items contaminated by food are not acceptable for recycling

<p><b>Mixed paper</b></p> 	<p>Examples include:</p> <ul style="list-style-type: none"> <li>• Mail and envelopes (windows are OK)</li> <li>• Magazines and catalogs</li> <li>• Writing or ledger paper</li> <li>• Paperback books</li> <li>• Paper bags</li> </ul>	<p>Mixed paper items <b>not acceptable</b> include:</p> <ul style="list-style-type: none"> <li>• Greeting cards</li> <li>• Wrapping paper</li> <li>• Shredded paper (Place in paper bag)</li> <li>• Fax paper</li> <li>• Computer paper</li> <li>• Candy wrappers</li> <li>• Waxed or plastic-coated paper</li> <li>• Wrapping tissue paper</li> <li>• Foil wrapping paper</li> </ul>
<p><b>Thin cardboard</b></p>  <p>Newspapers (including all ads and inserts)</p>	<p>Examples include:</p> <ul style="list-style-type: none"> <li>• Shoe boxes</li> <li>• Cereal boxes</li> <li>• Pasta boxes</li> <li>• Toilet paper rolls</li> <li>• Frozen food boxes</li> <li>• Gift boxes</li> <li>• Cake mix boxes</li> <li>• Toothpaste boxes</li> <li>• Tissue boxes</li> <li>• Paper egg cartons</li> <li>• Soda or beer packaging</li> <li>• Soap or laundry detergent boxes</li> </ul>	<p>Thin cardboard items <b>not acceptable</b> include:</p> <ul style="list-style-type: none"> <li>• Boxes with silver or foil coatings</li> <li>• Anything dirty, greasy or plastic-coated</li> </ul>
<p><b>Corrugated cardboard</b></p> 	<p>• Boxes and other corrugated cardboard should be flattened and folded so they fit in the cart.</p> <p>• Pizza boxes (with greasy liner removed)</p>	<p>Corrugated cardboard items <b>not acceptable</b> include:</p> <ul style="list-style-type: none"> <li>• Dirty or greasy cardboard</li> </ul>
<p><b>Tin/aluminum, scrap metal</b></p> 	<p>Examples include:</p> <ul style="list-style-type: none"> <li>• Aluminum and tin cans</li> <li>• Foil and pie plates</li> <li>• Wire clothes hangers</li> <li>• Empty steel aerosol cans</li> </ul>	<p>Tin/aluminum, scrap metal items <b>not acceptable</b> include:</p> <ul style="list-style-type: none"> <li>• Scrap metal</li> <li>• Paint cans</li> <li>• Hypodermic needles (Please contact the Health Department for proper disposal information)</li> </ul>
<p><b>Glass bottles and jars</b></p> 	<p>Examples include:</p> <ul style="list-style-type: none"> <li>• Mayonnaise jars</li> <li>• Wine bottles</li> <li>• Beer bottles</li> <li>• Applesauce jars</li> <li>• Spaghetti sauce jars</li> <li>• Salsa jars</li> <li>• Vinegar bottles</li> <li>• Baby food jars</li> </ul>	<p>Glass bottles and jars <b>not acceptable</b> include:</p> <ul style="list-style-type: none"> <li>• Broken glass</li> <li>• Cups, dishes, glass windows, plates, Pyrex®, ceramics, mirrors, light bulbs, crystal</li> </ul>
<p><b>Plastic bottles, jugs and containers</b></p> 	<p>This includes all rigid plastic containers with symbols ♻️ through ♻️ on the bottom; examples include:</p> <ul style="list-style-type: none"> <li>• Soda and juice bottles</li> <li>• Salad dressing bottles</li> <li>• Milk jugs</li> <li>• Detergent bottles</li> <li>• Juice bottles</li> <li>• Shampoo bottles</li> <li>• Window cleaner</li> <li>• Saline solution bottles</li> <li>• Fabric softener or bleach bottles</li> </ul>	<p>Plastic bottles, jugs <b>not acceptable</b> include:</p> <ul style="list-style-type: none"> <li>• Plastic shopping bags</li> <li>• Plastic food wrap, potato chip and sandwich bags</li> <li>• Styrofoam®</li> <li>• Automotive fluid bottles (oil, antifreeze, brake fluid)</li> </ul>
<p><b>Milk cartons, drink boxes</b></p> 	<p>Examples include:</p> <ul style="list-style-type: none"> <li>• Milk and juice cartons</li> <li>• Juice boxes</li> <li>• Flavored milk boxes</li> <li>• Cream and creamer containers</li> </ul>	<p>Milk cartons, drink boxes items <b>not acceptable</b> include:</p> <ul style="list-style-type: none"> <li>• Ice cream boxes</li> <li>• TV dinner containers</li> <li>• Margarine boxes</li> <li>• Cream cheese boxes</li> </ul>

## Container preparation

- Remove all plastic bags.
- Remove any non-acceptable items.
- Corrugated cardboard should be broken down so it fits inside the container without jamming, so the cart will empty completely.

- All containers (jars, bottles, cartons, etc.) must be rinsed and free of all contaminants.
- Remove and discard all corks, tops, rings, metal bottlenecks, wraps, and unacceptable items.
- Flatten containers whenever possible.